


Georgia SSO Password Reset Instructions

Enter your email address and click submit

Forgot Your Password?




Email

[← Back to Login](#)

Enter your email address and we will send you instructions on how to create a new password.

If your email address is correct, you should get the below window

Sign in to your account



✔ You should receive an email shortly with further instructions.

Username or email

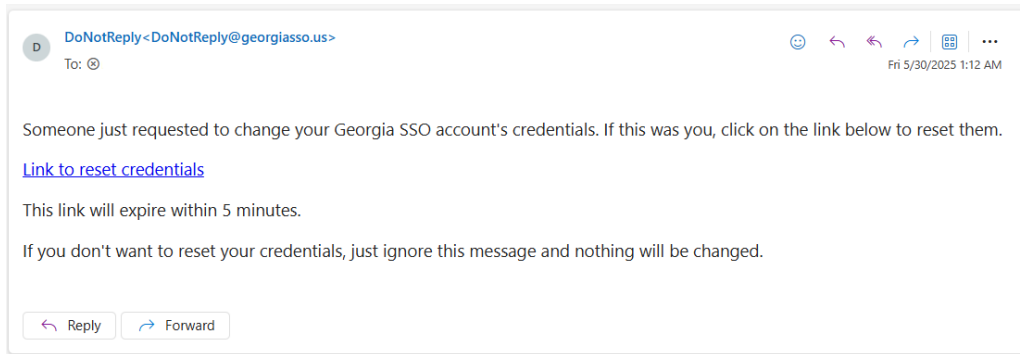
Password

 Remember me [Forgot Password?](#)

Check your email for the following message. **Click on the Link to Reset Credentials**

You may need to also check your spam or junk email for this message.

Georgia SSO Password Reset Instructions



Enter your new password in the first entry box and confirm the password in the second entry box. You can click on the Eye icon to view the password that you typed to confirm it was entered correctly. Press Submit when your passwords have been successfully entered.

The screenshot shows a web form titled 'Update password'. At the top, there is a logo for the 'STUDENT SCHOLARSHIP ORGANIZATION' which includes a green outline of the state of Georgia and an orange fruit icon. Below the logo, there is an orange warning box with a triangle icon and the text 'You need to change your password.' The form contains two password input fields. The first is labeled 'New Password' and the second is labeled 'Confirm password'. Both fields have a series of dots for the password and an eye icon to toggle visibility. Below the second field, there is a checked checkbox labeled 'Sign out from other devices'. At the bottom of the form, there is a 'Submit' button.

You should now be logged into your account with your updated password. If you have any problems resetting your account, please try the process from the beginning to ensure all steps were followed.

If you are still experiencing issues, please email info@georgiasso.us with your Name and Email address that you are using to login with.